

2-JAW RADIAL GRIPPER INSTALLATION SIZE GK40

1

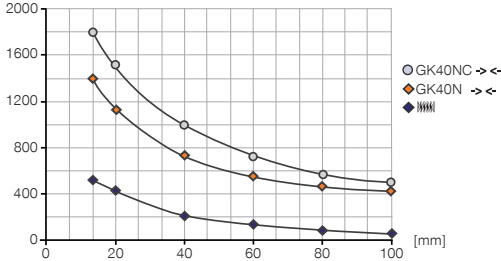
Installation size GK40 / 2-jaw radial gripper / pneumatic / Grippers

▶ PRODUCT SPECIFICATIONS



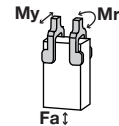
▶ Gripping force diagram

Shows the arithmetic total of the individual forces that occur on the gripper fingers, depending on the gripper finger length




▶ Forces and moments

Displays static forces and moments that can also have an effect, besides the gripping force.



Mr [Nm]	17
My [Nm]	30
Fa [N]	600

▶ INCLUDED IN DELIVERY



Mounting block


KB8K

▶ RECOMMENDED ACCESSORIES




Centering Disc

ZE30H7X4



Buffer stop

PB40N



Inductive proximity switch
- Cable 5 m

NJ8-E2



Inductive proximity switch
- Connector M8


NJ8-E2S




Magnetic field sensor
Angled Cable 0,3 m -
Connector M8
MFS103SKHC



Magnetic field sensor Straight
Cable 0,3 m - Connector M8
MFS204SKHC



Plug-in connector Straight Ca-
ble 5m - Socket M8 (female)
KAG500



Plug-in connector Angled Ca-
ble 5m - Socket M8 (female)
KAW500



Straight Fittings - Quick
Connect Style
GVM5

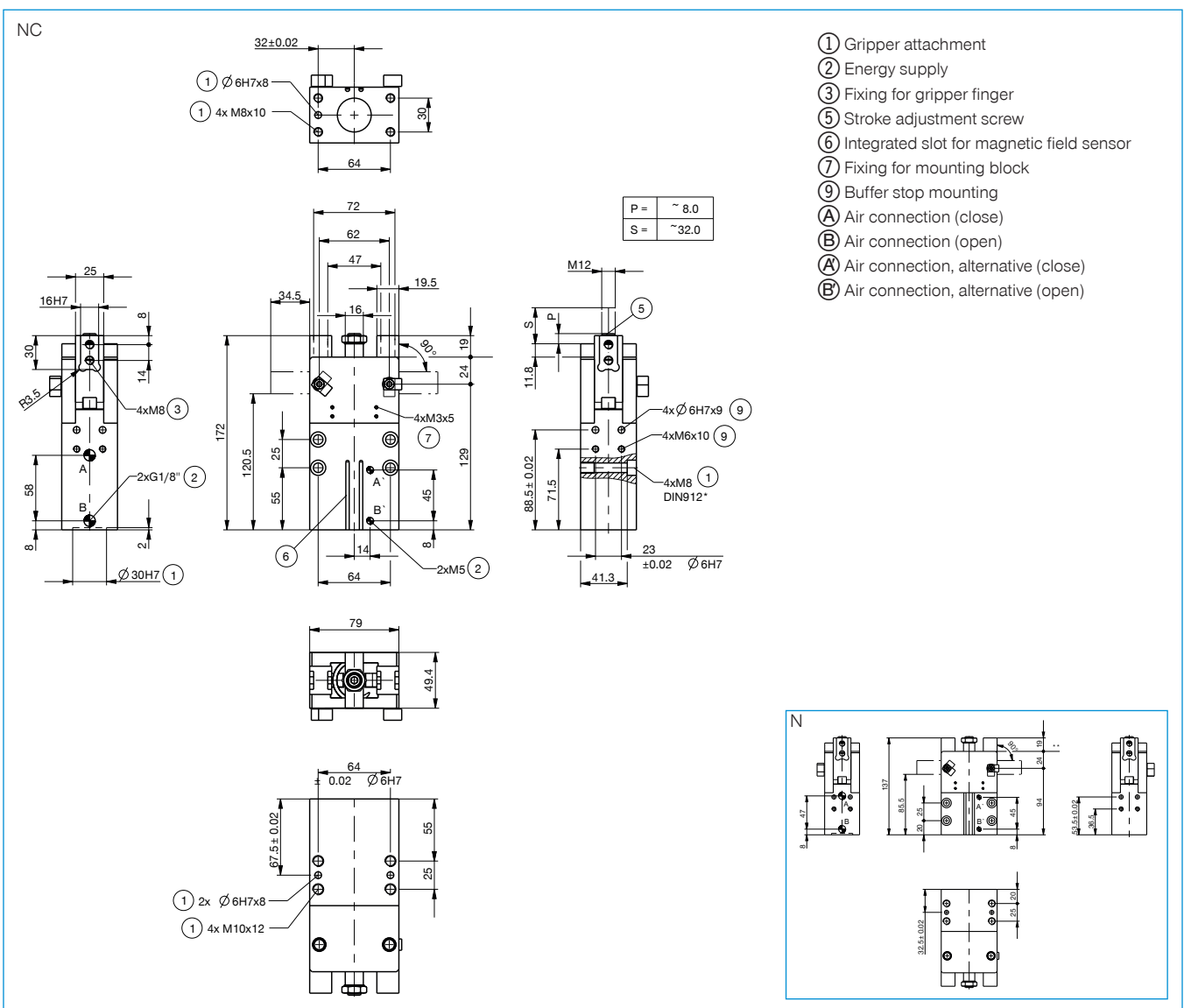


Flow Control Valves - with
Swivel joint
DRV5X4

Order no.	▶ Technical Data*	
	GK40N-B	GK40NC-B
Stroke per jaw [°]	90	90
Gripping moment in closing [Nm]	47	62
Gripping moment secured by spring min. [Nm]		15
Gripping force in closing [N] **	1400	1820
Closing time [s]	0.25	0.35
Opening time [s]	0.25	0.35
Repetition accuracy +/- [mm]	0.05	0.05
Operating pressure min. [bar]	3	5
Operating pressure max. [bar]	8	8
Operating temperature min. [°C]	5	5
Operating temperature max. [°C]	+80	+80
Air volume per cycle [cm³]	78	90
Weight [kg]	1.7	2.2

*All data measured at 6 bar

**Measured from top edge of housing



2-JAW RADIAL GRIPPER SERIES GK

1

Series GK / 2-jaw radial gripper / pneumatic / Grippers

▶ PRODUCT ADVANTAGES



“The compact”

▶ Proven technology

We have more than 20 years of proven reliability, which ensures uninterrupted production for you


▶ Best force/installation space ratio

Force transmission using the toggle lever enables high gripping force while optimally utilizing the installation space

▶ Smooth stroke configuration

You can adjust the 180° opening angle to be unique to your application using an adjusting screw

▶ THE BEST PRODUCT FOR YOUR APPLICATION



▶ Our products welcome the challenge!

Extreme conditions, all over the world—our tried and tested components and systems give you endless possibilities.

Find the best product for your specific use:

www.zimmer-group.de


HOW TO ORDER CORRECTLY

- ▶ The product order numbers are arranged according to this diagram:

Order no.	GK15N	<input type="checkbox"/>	-B	
External gripping, self locking mechanism at 0° opening angle and spring closing		C		



► BENEFITS IN DETAIL



- ① **Buffer stop**
- absorption of kinetic energy for heavy and long gripper fingers
- ② **Robust, lightweight housing**
- Hard-coated aluminum alloy
- ③ **Stroke adjustment screw**
- Infinitely adjustable opening stroke
- ④ **Guided toggle lever mechanism**
- synchronized the movement of the gripper jaws
- mechanically self-locking
- ⑤ **Mounting block**
- mounting for inductive proximity switch
- ⑥ **Sensing slot**
- mounting and positioning of magnetic field sensors
- ⑦ **Integrated gripping force safety device**
- spring integrated into cylinder as energy storage
- ⑧ **Energy supply**
- possible from several sides

► SERIES CHARACTERISTICS



Number of installation sizes	6
Stroke per jaw	0° - 90°
Gripping force	70 N - 4250 N
Weight	0,1 kg - 4,1 kg
AP class	2



10 million maintenance-free cycles (max.)



IP20



Spring closing C



Magnetic field sensor



Inductive sensor