

INTERNAL GRIPPER

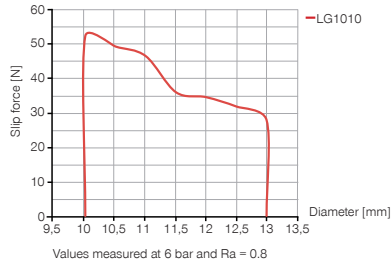
INSTALLATION SIZE LG1010

1

▶ PRODUCT SPECIFICATIONS



▶ Slip force diagram



▶ RECOMMENDED ACCESSORIES



Centering cone

DAL02360



Straight Fittings - Barb Style Connection

GVM3



Straight Fittings - Quick Connect Style

GVM5



Angled Fittings - Barb Style Connection

WVM3

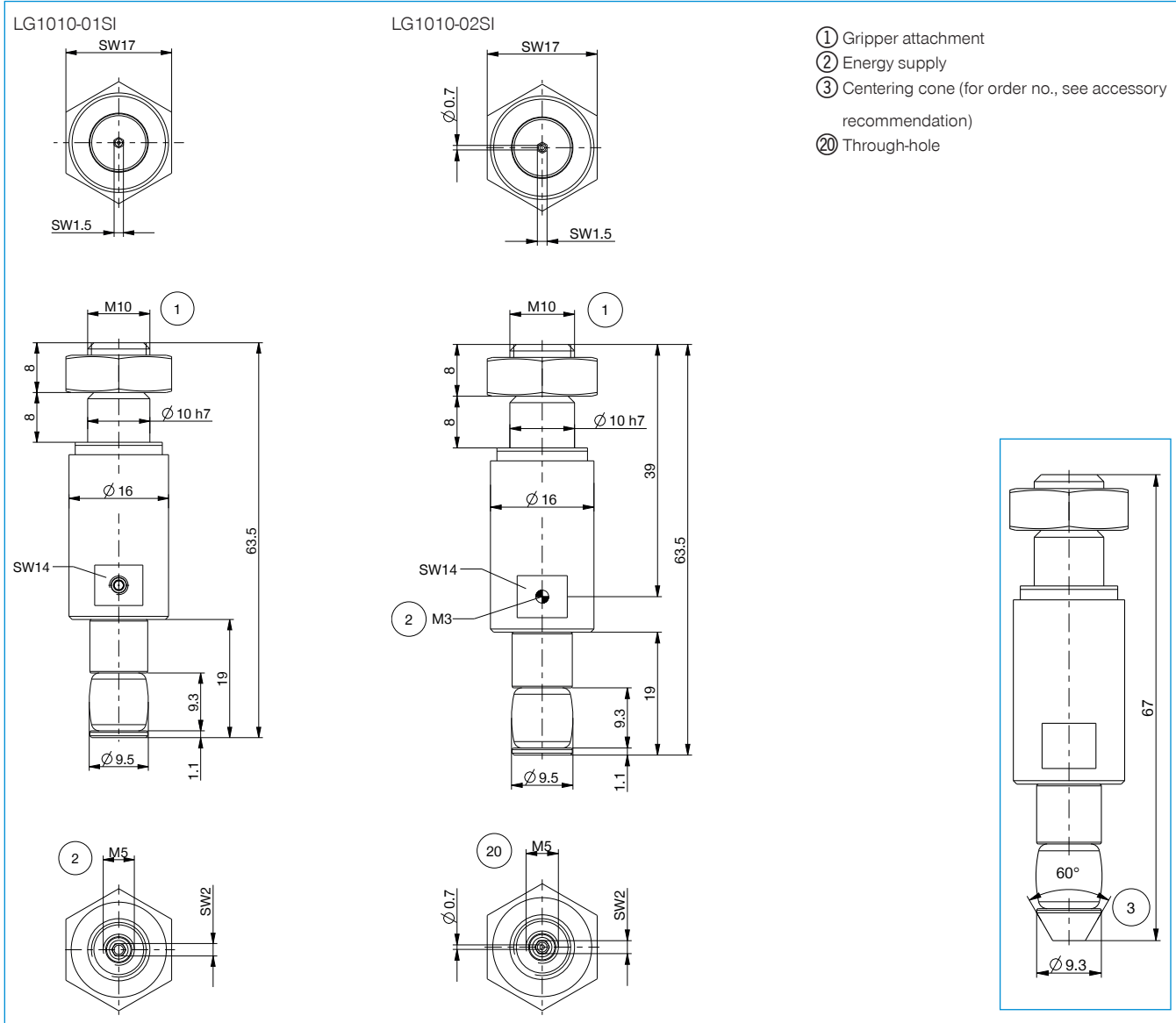


Angled Fittings - Quick Connect Style

WVM5

Order no.	▶ Technical Data*	
	LG1010-01SI	LG1010-02SI
Operating temperature [°C]	5 ... +80	5 ... +80
Retract time / Extend time [s]	0.2	0.2
Gripping diameter max. [mm]	13	13
Gripping diameter min. [mm]	10	10
Total stroke in Ø [mm]	3	3
Slip force max. [N]	53	53
Operating pressure min. [bar]	4	4
Operating pressure max. [bar]	6	6
Operating temperature min. [°C]	5	5
Operating temperature max. [°C]	+80	+80
Air volume per cycle [cm³]	0.7	0.7
Weight [kg]	0.033	0.029

*All data measured at 6 bar



INTERNAL GRIPPER

SERIES LG1000

1

Series LG1000 / Internal gripper / pneumatic / Grippers

▶ PRODUCT ADVANTAGES



▶ Individually adjustable

The design of the gripper enables you to grip not only cylindrical gripping surfaces, but also conical and square ones with process reliability

▶ Integrated air or vacuum feedthrough

Use this option for applications such as leak tests, purging or vacuuming your part

▶ Surface protection provided by silicone membrane

In addition to covering a vast range of gripper hole diameters, the membrane provides ideal protection from damage

▶ THE BEST PRODUCT FOR YOUR APPLICATION



▶ Our products welcome the challenge!

Extreme conditions, all over the world—our tried and tested components and systems give you endless possibilities.

Find the best product for your specific use:

www.zimmer-group.de

HOW TO ORDER CORRECTLY

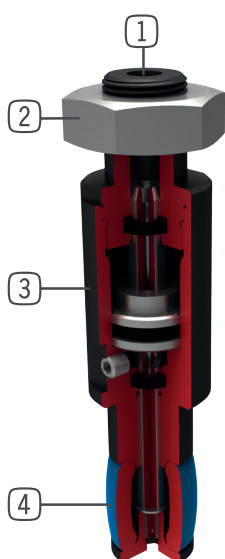
▶ The product order numbers are arranged according to this diagram:

Order no.	LG1008	<input type="checkbox"/>	SI	
Axial energy supply		-01		
Radial energy supply, through-hole		-02		
Silicone rubber membrane				



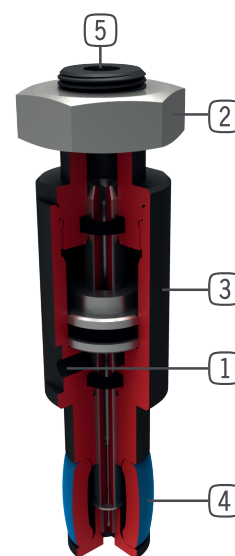
► BENEFITS IN DETAIL

Version-01



- ① **Energy supply**
- Axial (version-01) or radial (version-02)
- ② **Mounting and positioning**
- via fit, thread and lock nut
- ③ **Robust, lightweight housing**
- Hard-coated aluminum alloy
- ④ **Direct gripping with rubber membrane**
- High holding force due to high friction value
- reset when venting
- ⑤ **Through-hole**
- Compressed air or vacuum connection for cooling the workpieces or testing them for leaks (version-02)

Version-02



► SLIP FORCE DIAGRAM

