



HR CoaXPress

hr342CCX

CoaXPress transmits up to 6.25Gbit/s per line for CoaXPress-6 interfaces and even 12.5Gbit/s for the CoaXPress-12 interface. The Interface also supports long data lines. CXP lines can be operated in parallel. The high bandwidth of current CMOS sensors can therefore be optimally utilized.

Technical Highlights

With its high-resolution CMOS sensors from Sony, Gpixel and ON Semi, the HR CoaXPress delivers outstanding frame rates and offers a wide range of industrial hardware and software features.

- ROI, LUT, Binning, Offset
- Lens shading correction
- Integrated multi-channel LED strobe controller
- CoaXPress-6 or CoaXPress-12
- Industrial TTL-24V I/O interface with SafeTrigger, programmable logic functions, sequencer, timer, RS232
- Power over CXP



Specifications

Resolution [MP]	31.4 MP
Resolution (h x v)	6464 x 4852 px
Frame rate (max.)	35.7 fps
Chroma	color
Interface	CXP-6 with 4 Connections (Din1.0/2.3)

Sensor

Sensor	IMX342LQA
Manufacturer	Sony
Sensor type	Area CMOS
Shutter type	global shutter
Sensor size (h x v)	22.3 x 16.74 mm
Optical diagonal	27.88 mm
Sensor format	27.9mm (APS-C)
Pixel size (h x v)	3.45 x 3.45 μm

Camera

Exposure modes	MANUAL;AUTO
Trigger modes	INTERNAL;SOFTWARE;EXTERNAL
Exposure time (min)	19 μs
Exposure time (max)	10 sec
Pixel format / max	bayer8, bayer12 / 12 bit
Gain modes / max	manual, auto / 48 dB
S/N ratio (max)	39.9 dB (dep. on environment)
Dynamic range (max)	70.5 dB (dep. on environment)
Internal memory	512 MB SDRAM, 160 MB Flash

Feature Set

Manual white balance	yes
Automatic white balance	yes
AOI	yes
LUT	yes
Offset	yes
Binning	yes
Image flip	yes
Shading correction	yes (external)
Defect pixel correction	yes
Sequencer	yes
PoCXP	yes

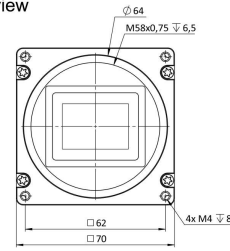
Housing

Lens mount	M58x0.75
Dimensions (w x h x d)	70 x 70 x 78.3 mm
Weight	400 g
Operating temperature (housing)	-10 to 65 °C
Ambient humidity	10 to 90 % (non-condensing)
Protection class	IP30
Filter-/Coverglass	N-BK7 - AR coating

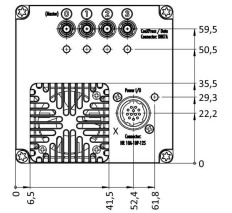
I/O-Interfaces

Input up to 24V	2 x
Input OPTO	1 x
Output open drain	4 x
I/O RS-232	1 x
Power supply	10 to 25 V (DC)
Power consumption	12 W (dep. on operating mode)

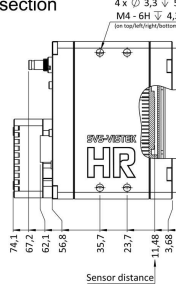
front view



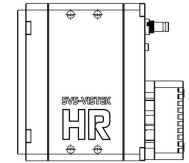
back view



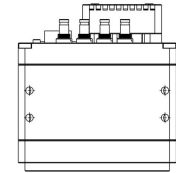
cross section



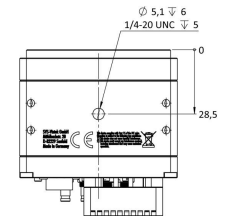
right view



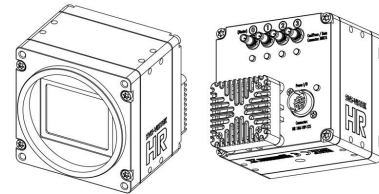
top view



bottom view

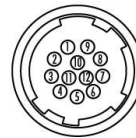


3D view



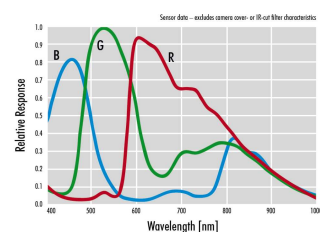
Pinout Mating Connector

Hirose 12 Pin



1	VIN - (GND)	7	OUT 1 (open drain)
2	VIN + (10 V to 25 V DC)	8	OUT 2 (open drain)
3	IN 4 (RXD RS232)	9	IN 3 + (opto In +)
4	OUT 4 (TXD RS232)	10	IN 3 - (opto In -)
5	IN 1 (0-24V)	11	OUT 3 (open drain)
6	IN 2 (0-24V)	12	OUT 0 (open drain)

Spectral Response *



* Sensor data - excludes camera cover- or IR-cut filter characteristics

SVS-VISTEK GMBH

© 2024 SVS-Vistek GmbH

Ferdinand-Porsche-Str. 3 82205 Gilching Germany phone +49 8105 3987-60 info@svs-vistek.com