


# Prosilica GT

## 1660



- Versatile temperature range for extreme environments
- IEEE 1588 PTP
- PoE
- P-Iris and DC-Iris lens control

## Description

### 1.9 Megapixel CCD camera for extreme environments - GigE Vision#

Prosilica GT1660/GT1660C is a 1.9 Megapixel camera with a GigE Vision Gigabit Ethernet interface. This camera incorporates the high-quality ON Semiconductor KAI-02050 TRUESENSE CCD sensor providing excellent monochrome and color image quality. It is a rugged camera designed to operate in extreme environments and fluctuating lighting conditions. This camera offers Precise iris lens control allowing users to fix the aperture size to optimize depth of field, exposure, and gain without the need for additional control elements.

#### Options:

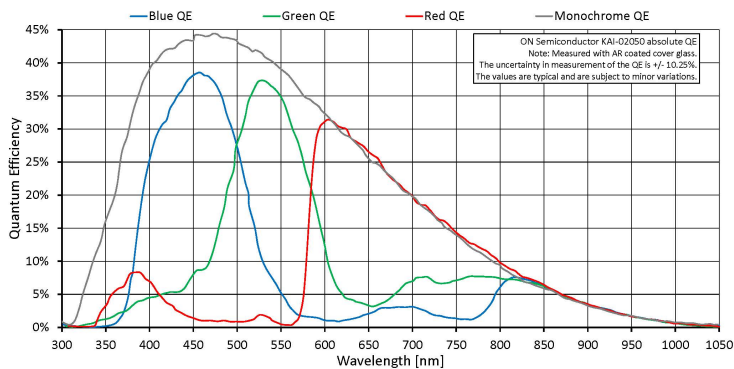
- Various IR cut/pass filters and lens mounts
- Various sensor options

See the [#Modular Concept#](#) for lens mount, optical filters, and sensor options.

## Specifications

Prosilica GT	1660
Interface	IEEE 802.3 1000BASE-T, IEEE 802.3af (PoE)
Resolution	1600 (H) × 1200 (V)
Sensor	OnSemi KAI-02050
Sensor type	CCD Progressive
Cell size	5.5 μm x 5.5 μm
Lens mount	C-Mount
Max frame rate at full resolution	62.1 fps
ADC	14 bit
Image buffer (RAM)	128 MByte

Prosilica GT	1660
	<b>Output</b>
Bit depth	14 (monochrome); 12 (color) bit
Mono modes	Mono8, Mono12, Mono12Packed, Mono14
Color modes YUV	YUV411Packed, YUV422Packed, YUV444Packed
Color modes RGB	RGB8Packed, BGR8Packed, RGBA8Packed, BGRA8Packed
Raw modes	BayerGR8, BayerGR12, BayerRG12Packed
<b>General purpose inputs/outputs (GPIOs)</b>	
TTL I/Os	1 input, 2 outputs
Opto-isolated I/Os	1 input, 2 outputs
RS-232	1
<b>Operating conditions/dimensions</b>	
Operating temperature	-20 °C to +60 °C ambient (without condensation)
Power requirements (DC)	7 to 25 VDC; PoE
Power consumption (@12 V)	5.1 W @ 12 VDC; 6.3 W PoE
Mass	224 g
Body dimensions (L × W × H in mm)	92 × 53.3 × 33 (including connectors)
Regulations	CE, RoHS, REACH, WEEE, FCC, ICES



## Features

**Image optimization features:**

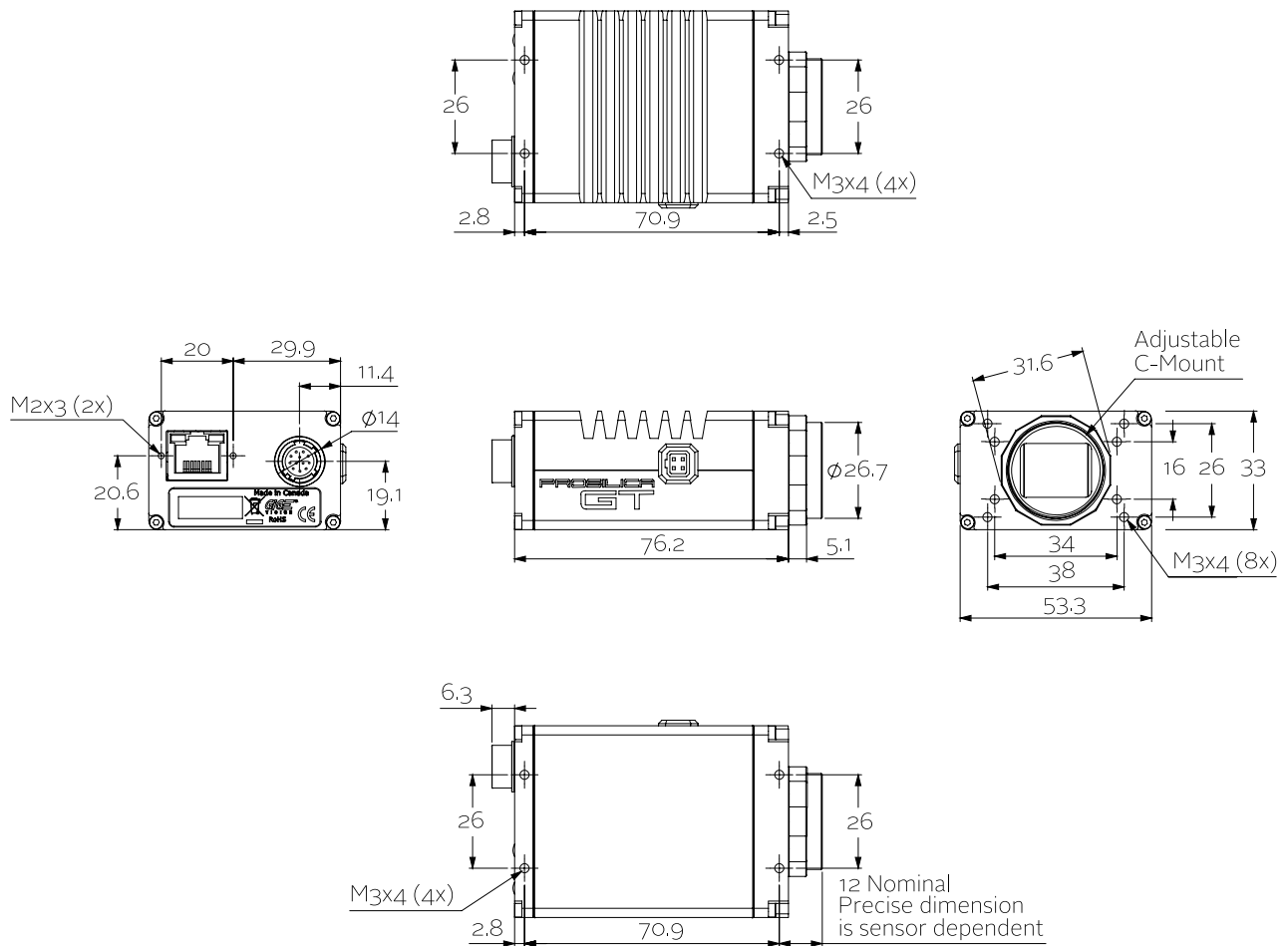


- Auto gain (manual gain control: 0 to 32 dB)
- Auto exposure (manual exposure control: 10 #s to 26.8 s)
- Auto white balance
- Binning (horizontal and vertical)
- Color correction, hue, saturation#(color models only)
- Column defect masking
- Decimation X/Y
- Gamma correction
- Look-up tables (LUTs)
- Region of interest (ROI), separate ROI for auto features
- Reverse X/Y

#### **Camera control features:**

- P-Iris and DC-Iris lens control
- Event channel
- Image chunk data
- IEEE 1588 Precision Time Protocol (PTP)
- RS232
- Storable user sets
- StreamBytesPerSecond (easy bandwidth control)
- StreamHold
- Sync out modes: Trigger ready, input, exposing, readout, imaging, strobe, GPO
- Tap mode switchable in Vimba Viewer 2.0 or later (four-tap, one-tap)
- Temperature monitoring (main board and sensor board)
- Trigger over Ethernet (ToE) Action Commands

## Technical drawing



## Applications

Prosilica GT1660/GT1660C is ideal for a wide range of applications including:



- Outdoor imaging
- Traffic imaging / Intelligent Traffic Systems (ITS)
- Public security and surveillance
- Industrial inspection
- Machine vision
- Military and space applications